



My activity book

Birthday





Birthday

What is a birthday?

A birthday is the **celebration** each year of the day a person was born. It is the day when **family and friends** get together to celebrate the person whose birthday it is, to give **presents and eat tasty birthday cake**. The children eat **sweets and nice things** such as cupcakes, jelly, Swiss rolls, lollipops, biscuits and lots more.

Like most children, I guess you too like sweets and treats? We have lots of tasty things in this book - **make the most of it!**





Crossword

You will need:

 1 pen

Fill in the spaces in the crossword with the words from the boxes underneath.

				
BALLOON	CANDLE	CLOWN	LOLLIPOP	CAKE



Write

You will need:

 1 pen

Complete the following sentences.


An is cold.

A has chocolate chips.

You blow up a

A has a flame.


You wear a on your head.




ice cream



cookie



party hat



balloon






candle



Learn to draw

You will need:


-  Pencil
-  Rubber
-  Crayons

Draw a little cake, following the steps.


1



2



3



4





Learn to count

You will need:


 1 pen

Work out the following problems.



On a table, there are 4 sweets, 1 biscuit and 7 lollipops. A dog eats 2 sweets and 2 lollipops.

How many treats are left on the table?




Mary has invited 24 friends to her birthday party. There are 9 boys and 15 girls. But 3 girls and 2 boys can't come.

How many people come to her party?



Cut and stick

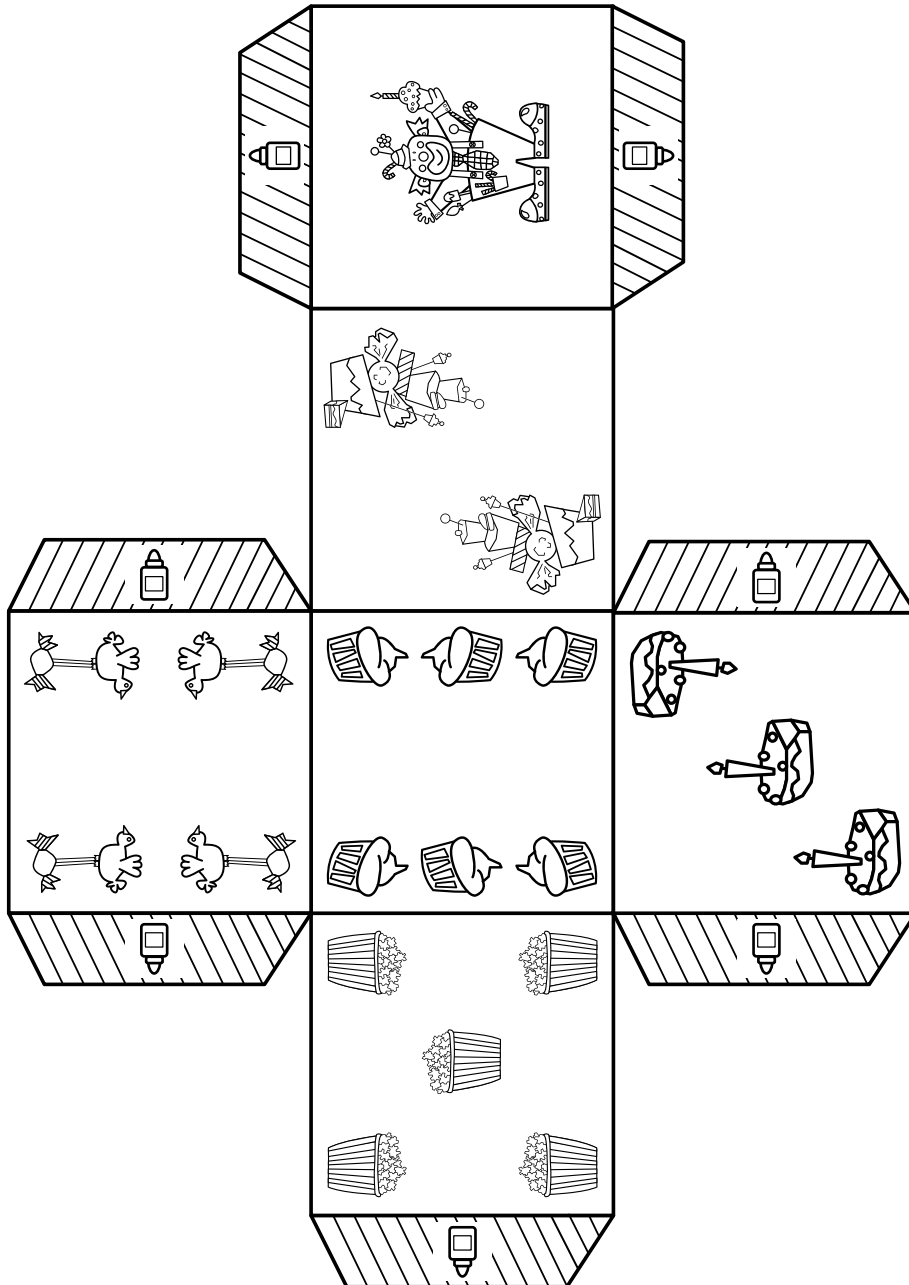
You will need:

 1 pair of scissors
Get an adult to help you use scissors

 Crayons

 Glue

Colour in the shape, cut it out and fold it into a cube. Then put glue on the flaps and stick it together.





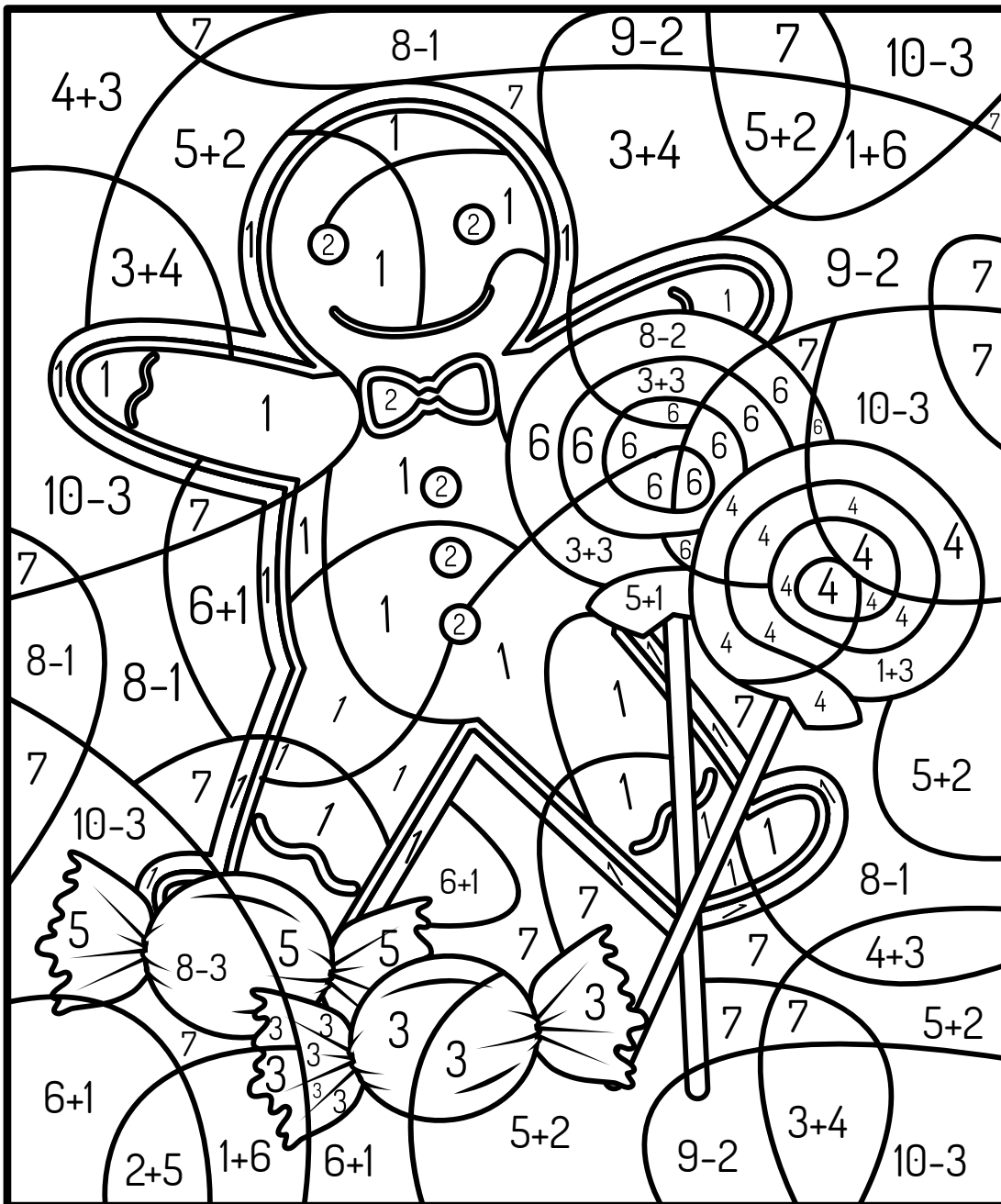
Colour in without going over
the lines








You will need:



Felt-tips

Fill in each section with the right colour.



-  1
-  2
-  3
-  4
-  5
-  6
-  7

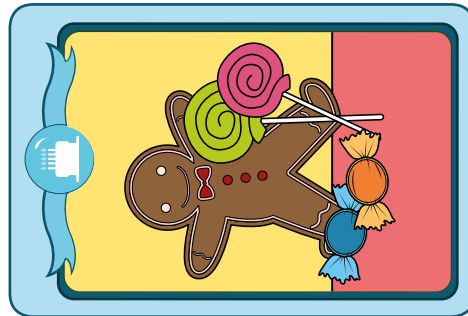
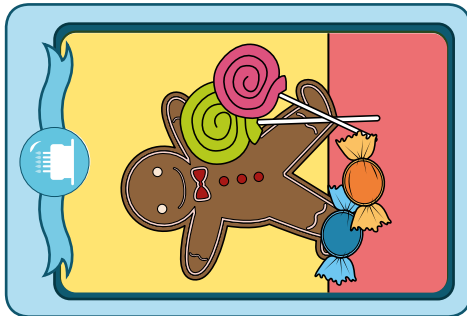
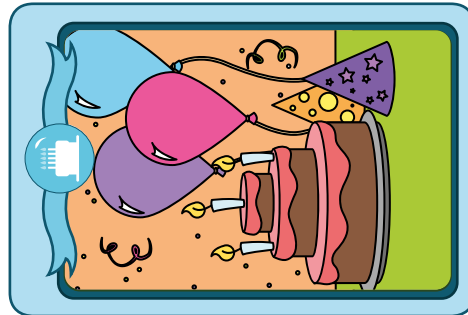
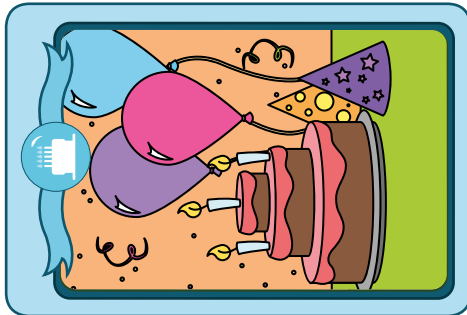
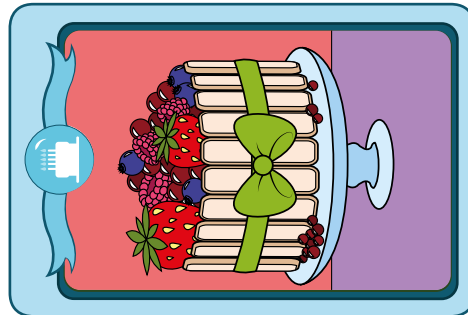




Train your memory

You will need:

- ✂ 1 pair of scissors
Get an adult to help you use scissors

Make a memory game. Cut out the pictures then stick each one onto card. Find the pairs by turning the cards over, one after the other. You can play this by yourself or with other people. If you have already used other Bic Kids universes, you can collect the cards from the different worlds to make the game harder.






Read and connect

You will need:

 1 pen

Draw a line linking the description with the matching Birthday item.




Cupcake

I am small and decorated. I come in a paper case.




Ice cream

I am cold and I melt very quickly.



Lollipop

I am pink and my sugary part is on the end of a stick.



Cookie

I am small and I have chocolate chips.



Spot the Difference

You will need:

 1 pen

Can you spot the seven differences between these happy clowns? Put a red cross over the seven differences in the drawing on the right.

