



# My activity book

-----

-----

Jobs






# Jobs

## What are jobs?

A job can be either a **manual activity** or an **intellectual activity**, and it allows those who exercise it to earn a salary.

There are **many jobs**. Some can be practiced in the open air in the countryside and others practiced inside in offices, some are at the service of others, others are creative ... The most important thing is to **find a job that makes you happy!**





Identify letters,  
reproduce and write them

You need:

 1 pen

Fill crossword with words in the box below

A crossword puzzle grid is shown with several words already filled in. The grid is composed of blue and orange squares. The words filled in are:

- Vertical word (left):** C, O, O, K
- Horizontal word (middle):** A 6-letter word starting with 'C'.
- Horizontal word (right):** A 4-letter word starting with 'N'.

Illustrations of five professions are provided in dashed boxes around the grid:

- Fisherman:** A man in a green hat and boots holding a fishing rod and a blue fish.
- Florist:** A woman in a green dress watering a potted plant.
- Policeman:** A man in a blue uniform with a hat.
- Nurse:** A woman in a white lab coat holding a book.
- Cook:** A man in a white chef's hat and apron.




A word box containing five professions, each with a small illustration of the person:

- POLICEMAN** (with policeman illustration)
- FISHERMAN** (with fisherman illustration)
- NURSE** (with nurse illustration)
- COOK** (with cook illustration)
- FLORIST** (with florist illustration)




# Learn colors and paint

You need:

-  Watercolor pencils
-  Brush
-  Water




Decorate the clothing of the fisherman and the waves of the sea.





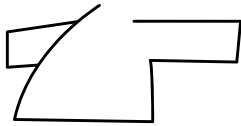
# Learn to draw

You need:


-  Pencil
-  Eraser
-  Crayons

Draw a policeman by following the steps.


1




2



3




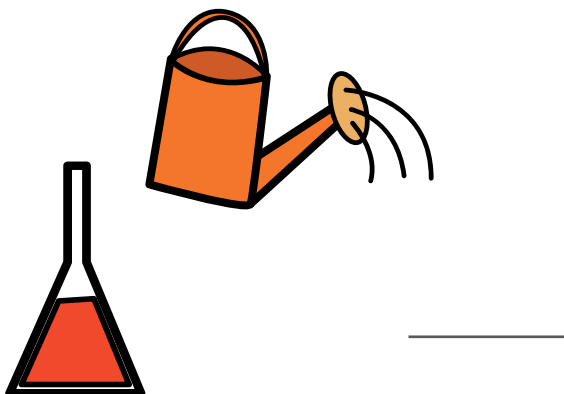


4



You need:

1 pen




Indicate the number of objects on each line and surround the thumbnail that contains the greatest number.



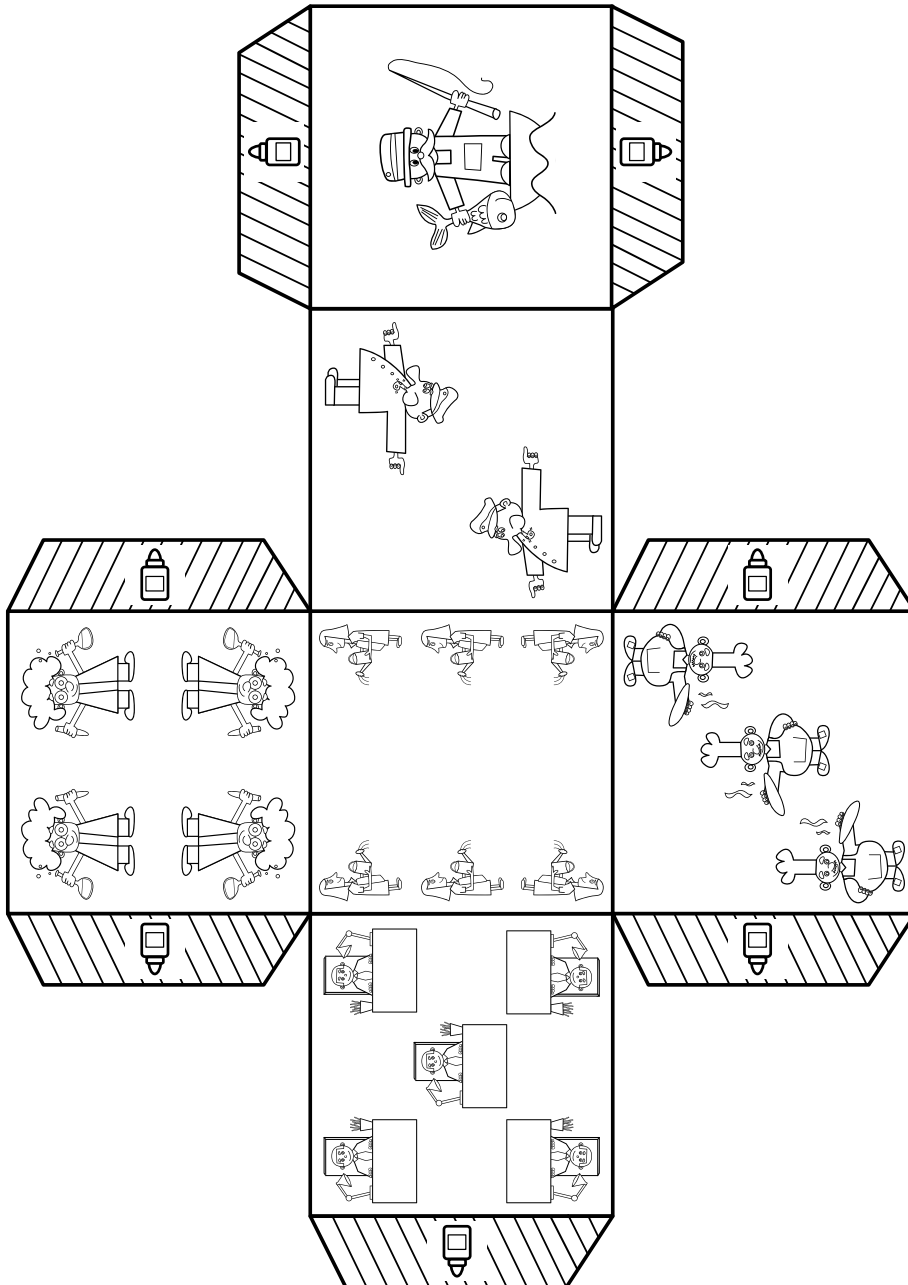


# Cut and paste

## You need :

-  1 pair of scissors
-  Crayons
-  Glue

Color, cut the pattern and form a dice by folding the sides of the die and glue them through tabs.



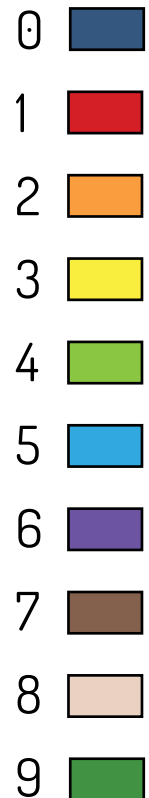



Color without exceeding

You need:

 Felt pens

Colour each box with the correct color.





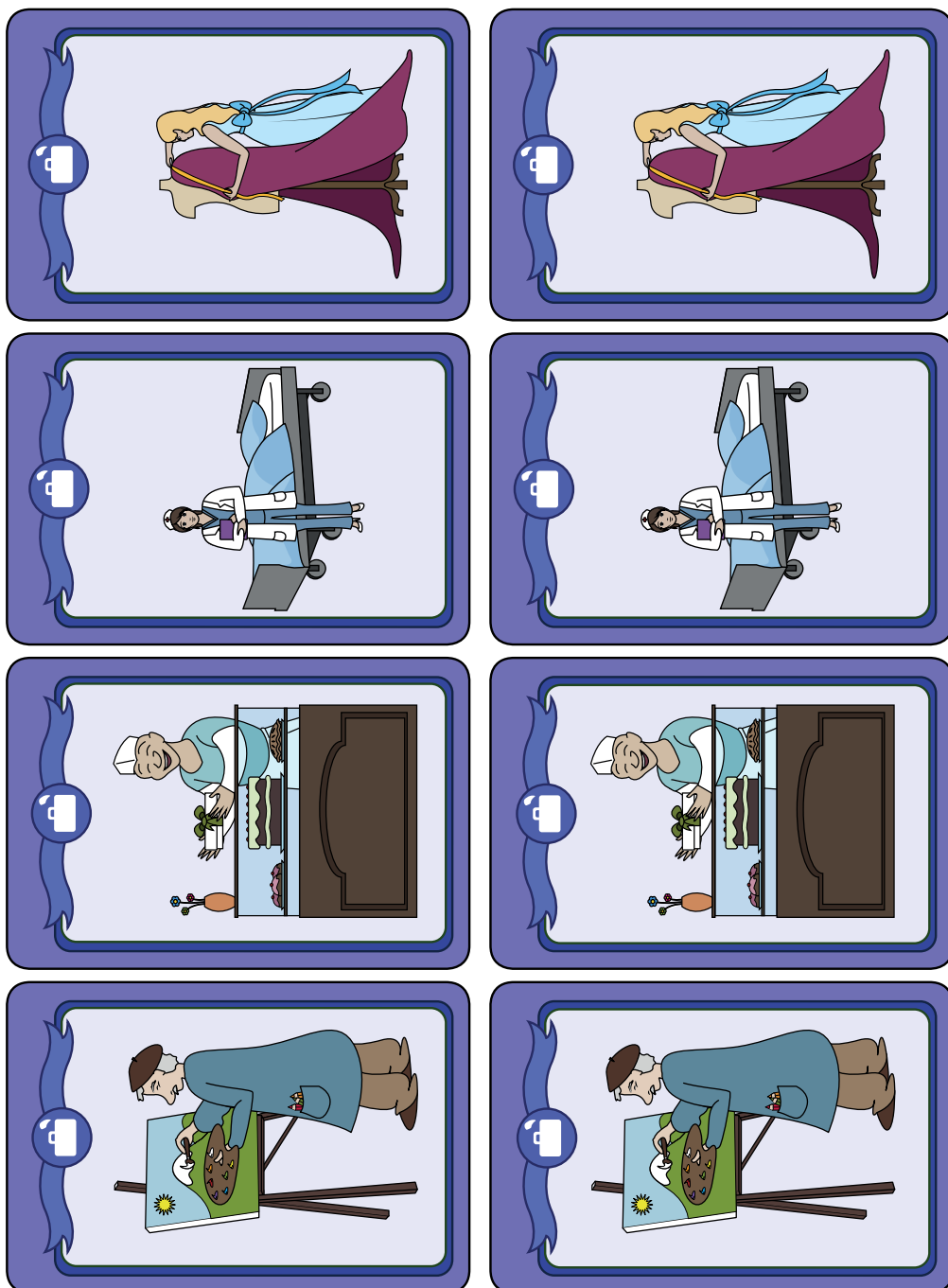


# Memory game

You need:

✂ 1 pair of scissors

Make a memory game. Cut each picture then glue on a square of cardboard. Found pairs by turning the cards one by one. You can play alone or with friend or family. If you have already worked on other Bic Kids universes, you can also combine cards of different universes to make the game more difficult.




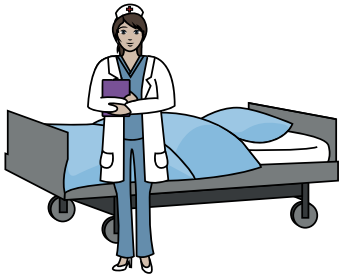


Link

You need:

 1 pen

Connect with a line the description and characters from jobs universe that matches.



*Fashion designer*

I sew dresses on mannequins.



*Firefighter*

I wear a helmet and I go out fire with water.



*Nurse*

I help and I care for people in hospitals.



*Pastry chef*

I make small or large cakes of every color.



# Observe

You need:

 1 pen

Trace a red cross on each of the six differences on the florist on the right.

