






My activity book

Two horizontal dashed lines for writing, enclosed in a yellow rounded rectangular frame.

Princess






Princess

Who are princes and princesses?

Princes and princesses are members of **royal family**.

Amazing things happen to them all the time and that's why they are the **heroes of so many tales, legends and cartoons**. Princesses are **beautiful** and often wear sublime dresses, while princes ride horses and **save the kingdom from evil**.





Identify letters,
reproduce and write them

You need:

 1 pen

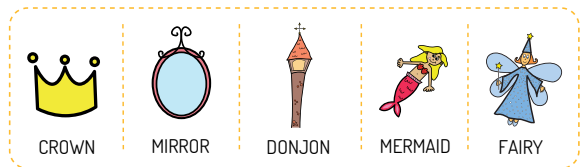
Filled boxes crossword with the words in the box below.

A crossword puzzle grid with the following structure:

- A vertical word starting with 'F', 'A', 'I', 'R', 'Y'.
- A horizontal word starting with 'R'.
- A horizontal word starting with 'D'.
- A vertical word starting with 'C'.

Illustrations are placed around the grid:




- A fairy in a blue dress and hat above the 'F'.
- A mirror in a red frame to the right of the 'I'.
- A yellow crown above the 'C'.
- A mermaid to the left of the 'R'.
- A donjon tower below the 'D'.







Learn colors and paint

You need:

-  Watercolor pencils
-  Brush
-  Water




Decorate the dress of the fairy coloring round and draw stars around her.






Learn to draw

You need:

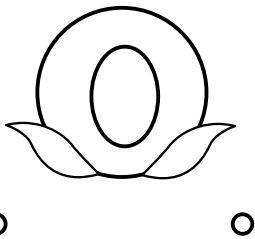
-  Pencil
-  Eraser
-  Crayons

Draw a carriage by following the steps.


1




2



3



4





You need:




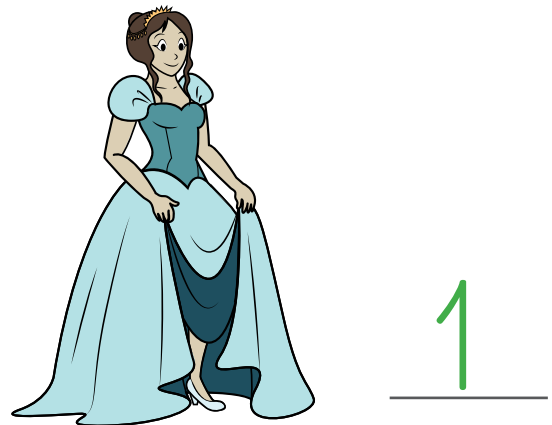
1 pen


Indicate the number of characters from princess universe on each line and surrounds the thumbnail that contains the greatest number.

















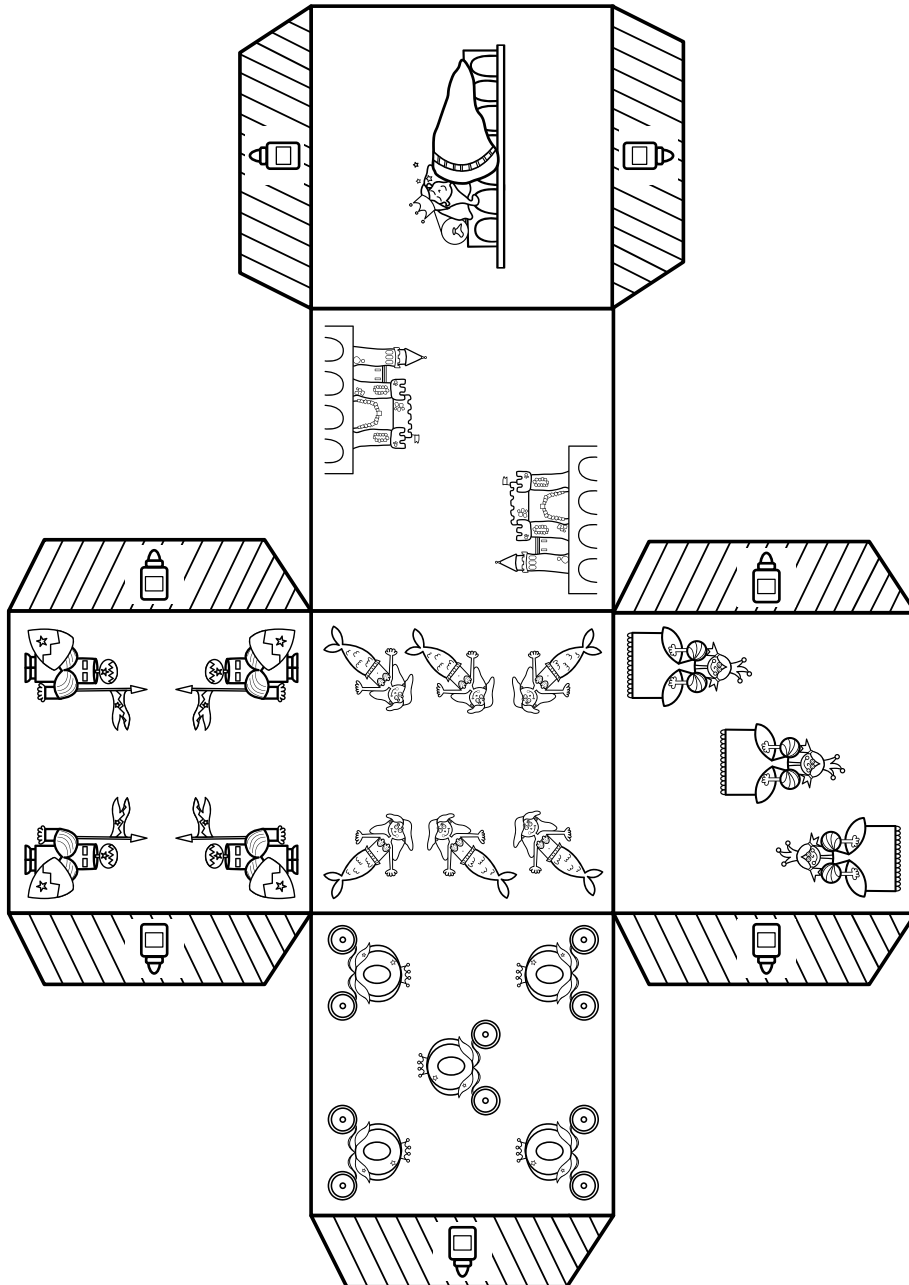


Cut and paste

You need:

-  1 pair of scissors
-  Crayons
-  Glue

Color, cut the pattern and form a dice by folding the sides of the die and glue them through tabs.














Color without exceeding

You need:

 Felt pens

Colour each box with the correct color.



- 1 
- 2 
- 3 
- 4 
- 5 
- 6 
- 7 
- 8 











Memory game

You need:

✂ 1 pair of scissors

Make a memory game. Cut each picture then glue on a square of cardboard. Found pairs by turning the cards one by one. You can play alone or with friend or family. If you have already worked on other Bic Kids universes, you can also combine cards of different universes to make the game more difficult.






Link

You need:


 1 pen

Connect with a line the description and characters from princess' universe that matches.




Belle

I wear an orange dress and talk to birds.



Couple

We are two on our galloping horse.



Cinderella

I wear nice shoes and I have a blue dress.



Knight

I'm alone on my horse.



Observe

You need:

 1 pen

Trace a red cross on each of the seven differences on the princess below.

